



The Scholarship Training Series

**A DEFINITIVE GUIDE TO
WINNING SCHOLARSHIPS**

Presented by DreamNow and Pearson College

2005-2010 Scholarship Training Series
Second Edition

Released under a Creative Commons Attribution-Noncommercial-No Derivative Works
2.5 Canada License. For details, please visit <http://creativecommons.org/licenses/by-nc-nd/2.5/ca/>

Published in Toronto, Ontario, Canada

This book Belongs To:

School: _____

Instructor: _____

Class: _____

Student No. _____



DreamNow is a charitable organization that produces ideas that do good for the world.

As a producer, we bring together people, raise money and plan for the growth of ideas that we believe will do good for the world. We are a charity, and while some of the ideas we help grow are social enterprises, others are more traditional, such as research programs.

For an ongoing list of funding opportunities, conferences and other opportunities to apply, check out our blog at blog.dreamnow.org



If you are in grade 11 and are reading this book you should consider applying for Pearson College today.

Pearson College is one of 13 UWC, whose mission is to make education a force to unite people, nations and cultures for peace and a sustainable future. Each year one hundred 16 and 17 year olds enter the program on full scholarship from around the world and from every province and territory in Canada.

At their campus on the west coast you pursue a two year International Baccalaureate program, live with people from over 100 countries and explore your place in the world in an academic and interdisciplinary environment.

For more information visit: www.pearsoncollege.ca

To apply visit: <http://application.pearsoncollege.ca> *

* use this link and you will get \$25 off your application fee.

The Contents

WHAT TO EXPECT

INTRODUCTION TO STS , 7

Section One

TELLING IT HOW IT IS , 8

Stories of Winners , 9
Creating Your Story , 13

Section Two

THE PRIMER AND POLISH , 16

THE COMPLETE STORY , 17

FILLING IN THE GAPS , 18

Community , 19
Sports and Arts , 23
School/Life Experience , 24

BACK 2 BASICS , 25

What Basic Means , 26
High School Course Selection , 26
Time Management , 27

BRAND YOU , 28

Scholarship Dossier , 29



Section Three

APPLYING FOR \$\$\$, 32

RESEARCH , 34

SCHOLARSHIP APPLICATION FORMS , 35

Common Questions , 35

Writing Style , 36

Action Words , 37

Do's and Dont's , 37



REFERENCES , 40

The perfect reference , 40

What to give a reference , 40

INTERVIEWS , 42

Answering Questions , 42

Lateral Answers , 43


Concept Mapping , 43

JUDGES , 45

Money from Businesses , 46

Section Four

THE LAST STEP , 48



Section Five

APPENDICES , 50

Organizations to get Involved With , 51

Science, Business, & Tech Opportunities , 54

International Exchange Programes , 54



Section Six

REFERENCES AND MORE INFORMATION , 35

Reference Used

Books Worth Checking Out

Websites Worth Checking Out

Our Thanks



Intro

PAGE

7

Imagine having the next four summers free to pursue whatever you love. Imagine roaming the world, taking up photography or learning another language. Imagine being able to graduate from university free from debt, student loans, or obligations to parents—knowing that you paid for your university education yourself. Imagine never having to take a job you did not enjoy and never having to worry about money while attending university.

Imagine knowing that this dream is as easy as making a decision, making a decision that you are going to school and you will go for free. That's all it takes.

We have spent time interviewing people, hearing their stories, their strategies and the tools they used and we wrote it down so that you can benefit. We uncovered a world full of scholarships and opportunities that will allow you to apply as early as Grade 11 and all the way up to scholarships available throughout the university years.

There are opportunities to travel internationally and there are opportunities to attend school in your home community. Opportunities abound and we simply decided that more students needed to know how easy it was.

If you are committed, if you are not afraid to work and if you follow the steps that we share, you can rest assured that *you will win money for you education*.

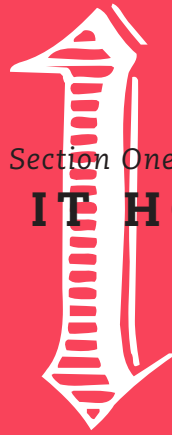
When I personally made that decision to look for scholarships, I thought that they were only for star athletes, over achievers or geniuses, but throughout this process, I have been proven wrong—these are stories of real people and, more likely than not, if you are reading this, you do have a shot.

So give it a go, take a read and let us know how it all works out.

It is exciting.



DEV AUJLA



Section One

TELLING IT HOW IT IS

8
PAGE

Stories of Winners

DEV'S STORY

I was 15 when I first got involved in my community. I didn't even mean to, but it happened. I went on a family trip abroad to India. It was there that I saw children my age in the village, working thirteen hour days in the fields and coming home to little food and barely any shelter. It was there that my own perspective on my sheltered life in Canada changed.

I came back home and I knew I had to do something—I didn't know what—but I knew I had to do something. By chance, my mother showed me an opportunity in the local paper "youth advisory board members wanted". I signed up. That was it. That was how I stumbled into community service, my scholarship and pretty much my life today.

I joined that board and went to the meetings and said yes to every opportunity that came my way and before I knew it I had organized a national conference on children's rights, helped start a mini-grants program for youth, and, in grade 12, I started the Violence Prevention Programme, an anti-bullying club.

At the beginning of Grade 12, I heard about scholarships and started doing my research. I prepared, I practiced and I perfected my story and I applied to as many scholarships as I could possibly find and, since then, every day brings new opportunities...

—Dev

SCHOLARSHIPS:

TD Canada Trust: Sixty Thousand

University of Western Ontario Entrance Scholarship: One Thousand

CMSF National Finalist: Two Thousand

University of North Carolina Morehead Finalist

BILLY HENNESSEY'S STORY

My involvement in the community started in grade 12. The reasoning – it was my last year of high school and I wanted to make a difference. I looked for different opportunities and decided it had to involve something I was passionate about; something I could relate to. It became very obvious that my initiative was going to involve sports.

Playing hockey as a kid opened my eyes. There were always a few kids on my team who didn't have parents to drive them to 6am practices or even come watch our games. These kids couldn't afford new skates and had inadequate equipment. I looked in the Yellow Pages and found that there was an organization called KidSport. KidSport provides funding for kids who can't afford to play sports. I met with KidSport, brainstormed a few ideas, and I was off!

My initiative with Kidsport involved two major bottle drives. First, I approached the provincial government who offered a scholarship giving \$5 per hour of community service. Fundraising initiatives didn't fall under this portfolio, but I was able to persuade the government into changing their "rules". Then, I approached my graduating class, and by leveraging the scholarship of \$5/hour, I was able to recruit 40 students to participate in the bottle drive. The vehicles were donated by a local business to cut down on costs. In just two bottle drives we were able to raise just under \$2,000 for the charity!

In my grade 12 year, I noticed that although we had the best athletic program in the province, our school spirit was minimal. I also noticed that our school lacked school clothing. I combined the two ideas and sold school sweat suits. Approximately \$5 from each sweat suit was used to start a school Spirit Club. The school gym suits and spirit club were very synergistic: the sweat suits not only financed the club, but added to the school spirit. The initiative was effective and the end goal was reached – school spirit was drastically increased! We also had cash left over at the end of the school year and so we donated it to 9/11.

Best of luck on the scholarship hunt! My advice: don't procrastinate – get out there and make a difference!

—Billy

SCHOLARSHIPS:

CMSF National Finalist: Two Thousand

University of Western Ontario National Scholar: Nine Thousand Five Hundred

Community Bursary: Five Hundred

High School Scholarship for Spirit: Two Hundred

ELISSA'S STORY

I was 12 years old when I first got involved in my community. I started off doing general community work as a volunteer at the local hospital, homeless shelter and the humane society and as a member of my Municipality's Youth Advisory Council. That type of involvement didn't really satisfy me – I knew that there was something else out there.

I worked all summer doing manual labour on my father's fruit farm and saved up just enough money for a computer and the Internet so I could research exactly what I wanted to get involved in. I narrowed it down to environmental issues and in grade 11 I was selected to be a delegate to the World Youth Parliament on Water. I met young people from all over the world and from there things exploded. I began saying, "yes" to opportunities and before I knew it, I was in New York at the United Nations Headquarters making a speech about the importance of clean water and sanitation to every environment minister in the world. In short, I became a leader in the youth environmental movement.

At the beginning of Grade 12, my friend told me that I had a good chance of winning scholarships. I was secretly too unsure of myself to apply for the big ones like TD Canada Trust, so I applied for the medium sized ones. I've been kicking myself ever since about that.

I was awarded several scholarships, and it changed my whole approach to university life. Instead of worrying about paying rent and tuition fees and working unsociable hours at part-time jobs, I have been able to focus on the things that matter: my studies, my friends, and most importantly my career. I've represented Canada on numerous government delegations and advisory committees I'm in a leadership position in the two largest youth-led NGOs organizations in the country. None of that would have been possible without the freedom and security my scholarships have given me.

—Elissa

SCHOLARSHIPS:

National Millennium Excellence Award: Twenty Thousand
University of Guelph Entrance Scholarship: Three Thousand
University of Guelph Travel Scholarship: One Thousand
Various Businesses: Twenty Thousand

AARON AUJLA STORY (TD)

While in entering Grad 8 at a new high school I was shown the ropes from my older brother Dev, who was in grade 10. The first thing Dev told me was to get involved with one of the schools programs. I was not to thrilled about this advice and actually ignored it and joined the Schools rugby team instead. It was not until a women tapped me on my shoulder one day and mentioned to me that she has worked with Dev and would like me to help her on this new Drinking and Driving Counter-Attack Club. I thought I might as well try it out, because it was only for one lunch a week, and the first day I went I realized how easy it was, and how many cool people actually went to the club.

After that lunch hour I caught the bug, I went home told my parents to look out for more programs in the community to volunteer, at this point I was excited because my brother was coming home talking about the possibility of getting huge scholarships for volunteering. I don't know if I was in love with volunteering or the idea that I could make \$60,000 by the time I was 18. So I joined the Intercultural association of Victoria, helping immigrant youth, I joined the United way Youth advisory board, went to youth empowerment conferences, joined anti-racism magazines. By the time I was in grade 10 I was in the paper every month for projects I was doing and I was being flown across the country to go to different conferences. I was now the guy to talk to in my city, if you wanted to volunteer.

In grade 12, I was sitting in the auditorium listening to a welcoming speech from the principal about the new year, she mentioned scholarship opportunities, and my heart started pounding. My friend, having known that my brother won the TD Canada trust just two years ago, leaned over and said, "Your not going to apply to that, are you". I said "Of course" He was puzzled because he though that there was no possibility that they would give another \$60,000 scholarship to Dev's brother. I told him that I was going to win, without a doubt in my mind.

At the TD Canada Trust Scholarship Lunch in Toronto, I laughed in my head, because it was all too easy. I had set out to do something I really, truly wanted and with all the barriers and people telling me no, I did it.

—Aaron

Creating Your Story

Its time to begin constructing your own story. Stories do not just happen—they are created, they are simplified and they are told over and over again. That is the beauty of a well-crafted story. Creating your story is what you are going to learn. Your story will make sure that you are remembered. It will bring you new opportunities and, above all, your story will win your scholarships.

Different Stories

Quite simply, some people love epic novels; others love reading short stories while others stick to picture books. What we are trying to say is that people enjoy different kinds of stories and if you show a picture book to those who love reading epic novels, they are not going to take you seriously.

Scholarships Committees function in the same way. They are looking for your story. They are looking for your Scholarship Story and if you choose to give them a picture book, you will not win the money. It is human nature. They want to be touched, motivated, brought to tears and you can make them. It is all in how you tell your story.

"I believe that storytelling is completely a sacred act for many, many reasons, but I think that one of the important realities of sharing the story is that you share it from the heart. You share it from your soul, and when your doing that, that's a sacred act."

- Nellie Makokis Carlson, Amiskwacy Elder

So, what goes in your story?

- 1 › Your **Motivation**
- 2 › Your **Issue**
- 3 › Your **Solution**
- 4 › Your **Success.**

Don't worry if you don't know exactly what these mean for your life yet. Scholarship winners all stand out for one reason- they have an amazing sense of who they are because they have spent the time to analyze their lives and understand why they act the way they do. In order to get you started we have written down a small exercise that helps you look at your life on paper.

I had all the pieces there in my scholarship application, but bringing it together into my story is what took me all the time. I spent one month of preparation editing my story, bringing it together, then showing it to people and re-thinking again, looking at who I was and what made me become involved. As soon as I understood that basic concept, the rest of the application just flowed.

Dev Aujla

EXERCISE

Life on Paper

Take some time out, get relaxed and get ready to write. Tell your scholarship story. Record every memory and event that you can think of that had a significant impact on who you have become. Yes, it seems lot, but keep it brief just enough to jog your memory. If you are having problems, take a page and number it all the way down the side from birth year to the present and then fill out each year looking for accomplishments, big moments, places you travelled, big losses or successes. As you fill the page, up start to tie all your memories together with colored pencils. You are looking for triggers and life-altering moments that have contributed to who you are and what you have done today. Before you know it, your story will have structure and will begin working for you.

Your Motivation

Motivation is dependent on you. Look again through that list of your life— think hard, why have you done what you have done, what drove you to take action or get involved? Was it a trip abroad? A newspaper article? A speaker? Spend the time and figure it out because it will become the foundation of your story.

Your Issue

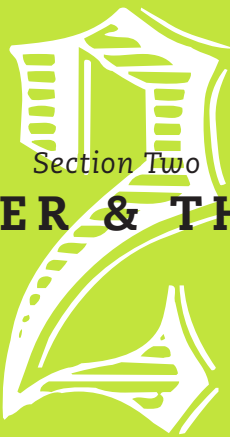
If you know what your issues are, it is wonderful. If you don't know about what you are passionate about or what you want to change in your local community, don't worry we have a whole section on filling in the gaps. In your Scholarship Story, you want to clearly articulate what the issue is and why it needs to be changed now. You want to work on communicating that same sense of urgency that attracted you to the issue in the first place. You want the scholarship committee to fall in love with what you are working on and the only way to ensure that is to know the issue really well yourself.

Your Solution

The large scholarships are looking for solutions, not problems. Thousands of people can identify problems in their community, but you have to set yourself apart by identifying and acting on the solution. You have to prove in your story that not only is there a problem, but you are the one with the solution. You know what that solution is and because of this you are going to change everything.

Your Success

You are successful. You have achieved amazing things through your involvement. You have to prove to the world that you have had success with your solution. You can do this by telling a story about how your action has affected one or more individuals or you can use numbers and statistics (example. how many people you have reached.) Either way, you better practice telling your story because you are successful and success is the basis of scholarship awards.



Section Two

THE PRIMER & THE POLISH

16
PAGE

The Complete Story

If you are thinking to yourself “Okay, that sounds wonderful, but I am missing major parts of my story. I am never going to win a scholarship.” Do not worry. That is why this next section of the guide is important.

In fact, it is rare to stumble into a perfect story. That is the secret, which winners don’t share, but they all know. It doesn’t have to be a “fluke” that you wake up one morning and you realize you have all the qualifications for a national scholarship that was made for you. The good thing is it is easy and exciting to fill in the gaps in your newly understood story.

...but,

...how do you know what the gaps are?

Filling in the Gaps

Remember: This checklist by in now way reflects on your ability get or lose a scholarship but rather it is a helpful way to help you think of experiences that may “fill in the gaps” in your story.

Community

You have...

- identified a local issue and taken action
- worked in your school
- worked in your community
- done community work nationally
- done international community work
- demonstrated growth in your community involvement
- been able to raise money for your project

Sports and the Arts

You have...

- played on a sports team
- a regular participant in an individual sport
- been recognized in the media for what you have done in your community
- had to overcome obstacles to run your project
- played a musical instrument
- been involved in the arts, theatre, dance, choir

School and Life Experiences

- You have marks that are above 80 percent
- You have travelled abroad or have some international experience
- You are a leader and have taken initiative within your peer group to get them to take action or get involved
- You have had to overcome obstacles to run throughout your high school career and you know what they are.
- You have read this guide

EXERCISE

Life after Life on Paper

Sit down. Think about the gaps. Think about what you haven't done. Write it down. Right now. Identify the categories where you are weaker and decide right now that you are going to spend time rounding out your application and learn to fill in the gaps...

→ Filling in the **Community**

You are in luck—community involvement is easy to get because there are many, many organizations whose sole purpose is to help you get involved, run campaigns and take action in ways that are exciting, and exactly what you want to do.

TakingITGlobal

Visit their website and find a huge list of places to volunteer, projects in which to get involved and conferences to which you can apply. It is the place to go in order to connect with the youth social change movement.

www.takingitglobal.org

Volunteering today is much different than it was 20 years ago—today volunteering is all about doing what you love and making a difference at the same time. No more watching the clock go by as you file papers at a local organizations office. There are many opportunities that are more exciting. How do you get them? How do you get to travel the world, attend UN conferences and start projects that can turn into major organizations? 10 Easy Steps...

The Ten Easy Steps to Taking Action

- 1) Choose something that you love to do
—let's call it your passion
- 2) Choose something that irritates you in your community
—let's call it your action
- 3) Create a project that combines your *passion* and your *action*
- 4) Write your one page summary
- 5) Get together with three or four friends
- 6) Develop the vision for the project
- 7) Develop Your 30 Second Pitch
- 8) Network, Network, Network
- 9) Brainstorm/Action Plan
- 10) DO IT

1. CHOOSE SOMETHING YOU LOVE TO DO.

Anything- anything at all. Ask yourself what would you be doing the next morning if you won fifty million dollars today. Would you be sailing the world, painting, becoming an author, spending all your time learning about chemistry? What is it? Write it down. NOW

2. CHOOSE SOMETHING THAT ANNOYS YOU IN YOUR COMMUNITY

What is it that bugs you about your local community? Is it the boredom that everyone faces? Is it the fact a local park you walk by every day has become a wasteland? Do you not have a place to hang out? What is it? Think big. Think small. Just come up with one thing that you want to change.

3. CREATE A PROJECT THAT COMBINES YOUR PASSION AND YOUR ACTION

Be creative. Bring the two together. Is it a benefit concert to raise money and awareness for a natural disaster (passion: music action: natural disaster relief) or is it a dance party in a wasteland-like local park (passion: dancing action: cleaning up the park)? If you are having problems bringing your passion and action together, don't worry there are people to help you.

4. WRITE YOUR ONE PAGE SUMMARY

This is to make sure you have a clear idea of your project. This will involve phoning local organizations, doing some research and getting everything you want to do on one page which is easy to read, concise and explains exactly what you want to do.

5. GET TOGETHER WITH THREE OR FOUR FRIENDS

Don't worry if you can't find three, but remember it is always more fun with other people. Come up with the identity, get a name, a website and a logo and your ready to go.

6. DEVELOP THE VISION FOR THE PROJECT

Your vision is like your gold. Treat it with respect. Sit down and convince someone on paper of the following 6 things: There is a problem, the problem can be solved, the problem must be solved now, you can solve the problem, you can solve the problem better than anyone else and finally you are solving the problem. Now take all of that paper and writing and boil it down to 1 to 3 sentences. There you go – you now have a vision.

7. DEVELOP YOUR 30-SECOND PITCH

You have 30 seconds to convince anyone of your project, to sell everyone and anyone so you better make it good and practice. You should include your name, what you are doing, and a hook that entices them to ask another question.

8. NETWORK NETWORK NETWORK

Networking is not for business people—it's for you. How do you do it? Start contacting everyone you know and give them the thirty-second pitch. Hand them the one pager and ask what they think of your idea, if they have any suggestions or if they can think of anyone who would be able to help you make it happen. Before you know it, you will have met some amazing people.

9. BRAINSTORM/ ACTION PLAN

You have got this far. You are almost done. Sit down with your friends and brainstorm. Write in the middle of the paper- your project name and logo. Then everyone individually should write everything they need to do to get to that goal. Don't talk. Just write. Compare notes. Organize it all into a timeline and...

10. Do It

Get out there and hit the roads. Make it happen. Tell the media and make a difference in your community. It's that easy. Congratulations.

UN Conferences and Other Organizations

These are a lot more accessible than you could ever imagine.

Three things to remember:

- 1) Do Your Research
- 2) Make it easy for them to say YES
- 3) The more you apply for the more you get

1. Do Your Research

Most scholarship winners are amazing researchers. They scout out the opportunities like hounds. Thousands of opportunities have no applications because so few people are good at finding them. In the appendix, we have compiled a list of places for you to begin your research and some sites to keep on checking for all the latest opportunities.

2. Make it easy for them to say --YES!

When approaching organizations, know what they are about. Go to them with what you suggest you can do for them-- all planned out so all they have to do is say, yes. They are busy people and if they have someone like you come to them with all the background research done, who wouldn't want you?

3. The more you apply the more you get

This advice may seem obvious, but is worth repeating. Everyone we know that has travelled to conferences around the world, has applied to a lot of opportunities and eventually become involved in all kinds of exciting projects. You can't get discouraged—just keep on applying. It only gets easier.



International Volunteer/Work Experience

It sounds pretty alluring to travel abroad. There are a couple of ways that you can do it.

1. Highly Structured Volunteer/Work Trips-

These are wonderful first time experiences, but they can cost a fair amount of money and don't offer as much structure in what you do. Check out www.operationgroundswell.com.

2. Less Structured-

A good alternative if you are more comfortable travelling abroad. These trips still have structure, but can vary more and they are also extremely reasonable. The best, and one that we can recommend, is www.vfp.org

3. Arrange it Yourself

This is an alternative if you have contacts with an organization abroad or you have travelled abroad quite a bit. It is also a lot more work.

4. Find the Opportunities

If you look hard enough, you may also find some conferences that will offer you the chance to travel abroad. Some of these conferences recur every year or every two years and can be found in the back of this book.

► Filling in the **Sports & Arts**

Do you have gaps in that cultural side of your application? No worries. You just have to get busy, get active and get creative.

Sports

If you aren't a big team player, or a sports person, don't fear. Think about adopting a personal sport and entering a few non-competitive events like 5 km run or bike rides. Think about outdoor activities that you can do with a few friends like camping. Turn it into a few more days and do a little hike/ trek. Round out your application by taking some command over your personal fitness even if it is just a couple of hours a week. It will all make a difference.

Check out websites like www.motivatecanada.ca

Arts

Take a risk. Expose yourself to something new. If you haven't been involved in artistry, you're not alone. Try picking up the guitar, joining the choir or trying out for the musical at your school. It's all about trying new things and jumping right into it.

→ Filling in the School & Life Experiences

You need to fill out this category a bit. You have identified some gaps in your school involvement or life experiences. Revisit the first exercise we did and think about challenges you have had to face. Think about way that you have overcome those challenges. Was it a challenge being taken seriously by adults? Did you also have to work a part time job throughout high school? Look at that original mapping of your story and reflect on what you have done and achieved—it's pretty amazing once you see it on paper.

Fill out the school side of your application— try to get published. Do you write poetry? Do you write short stories? Enter as many essays, story competitions as possible in your final year. Mathematic competitions and Science fairs are also an amazing way to get a boost in your school involvement.

Some Academic Competitions to Check out:

Math Competition: <http://cemc.uwaterloo.ca/contests/contests.html>

English Competition: <http://www.thercs.org/youth/>

Back 2 Basics



ou are on the way to becoming a scholarship superstar now that you have found your story, identified the gaps and filled the holes. But do you have the basics? Do you need the basics? That is the real question. The answer is yes and no. There are some basics that we are going to quickly review that you need to have and that will make a big difference. We will identify them with a little star. There are other basics that are so common that you really don't need--- in fact, they may detract from your application because you will have no time to "fill in the gaps in your story" as we talked about in the last section.

Important Lesson: you can volunteer for 50 hours a week and just concentrate on some of the basics and you may win a small amount of money or you can focus half the time on other unique opportunities and be able to tell a complete story and 100 times the money

Time is your most valuable asset so guard it and watch what you spend it on...

What Basic Means

The important basics:

- Get the marks! Work as hard as you can and aim to get above eighty....

The on-the-fence basics:

- School Clubs- if all you do is school clubs you need to diversify, but if you started your own school club and it was your passion and action, then by all means it will take you to the top.
- Leader vs. Follower— You need to find a balance between working to help others and stepping into a leadership role. Have a balance. Too much of one or the other leads nowhere.
- Captains of sports teams- it shows your leadership ability, but it cannot be your only thing. You need to round out the story.
- Leadership Conferences- These are phenomenal to attend, but remember to come home and lead something. How are you applying what you learned during the school year? It has to be more than attendance or facilitation.

The not-as important basics:

- Student Councils- be it presidents, or councilors. Do get involved, but watch how much time it takes up because everyone seems to be on one these days.
- Leadership Classes- They are good, but what are you really working towards? Is it your passion and your action. If it is—great. If not, think about how you can make the opportunity work for you.

High School Course Selection

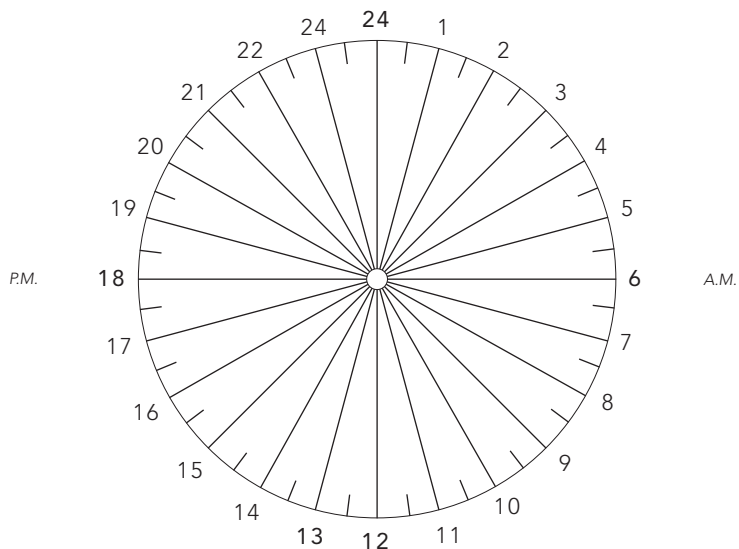
Pick your school courses wisely- you want to be able to save your spares for your last year and try to get amazing marks in grade 11 and 12. These are the years that count. Universities mainly look at grade 12 marks and some of the big scholarships- because the applications go in so early- look at grade 11 marks.

You want to make sure you take courses in which you excel to ensure you get the eighty percent average you need to leave all your doors open. Also, during grade 11 you should start looking at the courses that your university program requires as prerequisites and make sure you enroll early. ^λ

Time Management

It is tough to decide what to spend time on as you can see there is a lot to do and a lot to get involved in. We have included below a cool exercise to help you split that time up and take a look at what time you spend doing what.

EXERCISE Time Chart



Use this pie chart to record how you are using your time during an average day. Write down your activities in the space next to the hour at which they take place. This is based on a 24-hour clock: anything in the PM half is like the usual time with 12 added to it. For example, 2 PM would be 14 o'clock and 6 PM would be 18 o'clock. Don't forget to keep track of your day as it happens. Don't write it down in advance or try to remember it later. You'll be amazed when you see where your time is going.

Once you have done the Time Chart, ask yourself what gaps it makes sense to fill with different activities? Is it worth spending 10 hours a week on the school play if you are in grade 12? Is it worth taking a shot at the writing competition? Can you afford to spend 5 hours a day in front of the TV?

Brand You



earning to brand what you are doing does not mean you turn into a farm animal but rather it means you have to market yourself and you have to think about it. Your brand is in effect your story and your reputation. Branding yourself means, you have to think about the story you want to tell and you have to promote the story that you want. If you don't do it, the media will create your story for you and you will have no control over it.

Once you have your story- approach the media. The more you get in the media the stronger your story will become. You will in fact learn about yourself from your involvement in the media.

There are two tools that you can use to help you in building your brand: Scholarship Portfolio and basic media skills.

Scholarship Portfolio

This is a tool that you can use to keep track of everything that you are doing. It will be helpful as you start to write applications because then you can just pick and choose the experiences out of your list that you want to "feature" .

My Scholarship Portfolio

Full name: _____ Sin #: _____

Parents names: _____

Parents' employer(s): _____

University/College choices: _____ Programs: _____

1) _____

2) _____

3) _____

Special characteristics (physical disabilities, allergies, identified learning disability, giftedness):

Extenuating circumstances

(events that had an effect upon recent school performance like a death in the immediate family, prolonged illness or injury, family bankruptcy or unemployment, frequent change of schools or travel, including exchanges):

Awards

(school awards and prizes for academic subjects and athletics and community recognition; e.g., Junior Citizen of the Year):

AWARD NAME	YEAR	REFERENCE PERSON
_____	_____	_____
_____	_____	_____
_____	_____	_____

Extracurricular activities (clubs, teams, yearbook, student government, stage, committees):

ACTIVITY NAME	YEAR	REFERENCE PERSON
_____	_____	_____
_____	_____	_____
_____	_____	_____

Community service (any volunteer work done outside the school):

SERVICE	YEAR	REFERENCE PERSON
_____	_____	_____
_____	_____	_____
_____	_____	_____

Leadership experience (team captain, coach, manager):

LEADERSHIP POSITION	YEAR	REFERENCE PERSON
_____	_____	_____
_____	_____	_____
_____	_____	_____

Music training (both in and out of school):

INSTRUMENT	YEAR	LEVEL REACHED
_____	_____	_____
_____	_____	_____
_____	_____	_____

Hobbies, Interests & Recreational Sports:

Personal Strengths:

Career Goals:

Personal Weaknesses:

Work experience (especially jobs that involve entrepreneurial skills or positions of responsibility):

JOB	YEAR	EMPLOYER
_____	_____	_____
_____	_____	_____
_____	_____	_____

Additional Notes:



Section Three

APPLYING FOR \$\$\$



32
PAGE

Section 3.0

\$\$\$



ou are ready to go. You have got it together. You are ready to apply. Scholarships here you come!!

In Section Three, we are going to take away all of the mystery about what happens once you know your story, feel confident and are ready to apply. It's going to be work, but it is going to pay better than any job you can imagine.

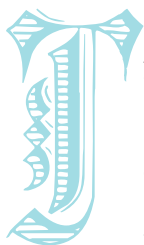
The first two applications are the hardest -- so start preparing early. The good news is that if you have done what we have said so far in this guide, it is going to take you no time at all because you will already know exactly what to put down.

Once you have done the first couple of applications, once you have your story down on paper applying, for scholarships becomes addictive because it is all about cutting and pasting and we all know how to do that. You will develop a bank of answers and all that will be left to do is edit the answers to fit the criteria of the scholarship and voila! You will have increased your chances of winning again.

We have broken down the process into a few different steps to make it easier to discuss:

- 1) Research
- 2) The Scholarship Application
- 3) References
- 4) Interviews
- 5) The Judges

Research



There are scholarships for everything. Everything. Do you enjoy sewing and does one of your parents work as accountants—then there is a specific scholarship for you! That is how specific they can get, so you can imagine how many scholarships get only five applicants.

There are a few main places to start the scholarship research to find the information you need. They are:

1) The Master List

A good start of the major Canadian scholarships including all of the scholarships that have been featured in stories throughout this guide.

Location: Back of this book

2) Your Guidance Counselor

Your guidance counselors can be excellent resources and this is generally where all the scholarship information gets sent into the school. So, begin wading through the material and find things that apply to you and your story.

Location: Somewhere close to your biology class

3) Free Scholarship Websites

These are really useful tools, but they produce a lot of everything. You have to spend the time wading through the items that don't apply to you. You will truly find some gems amongst the massive results that you get. Be as specific as you can on filling out their surveys at the beginning- it will help narrow down the results as much as possible.

Location: www.fastweb.com, <http://www.tigweb.org/resources/opps/>,
www.studentawards.com

4) People

Yes—believe it or not—the more people you talk to, the more suggestions you will get. Find out from your guidance counselors if there are past winners you can contact from your school. Phone them up and get their advice.

Location: Everywhere.

For a good format in recording the information on a specific scholarship, take a look at what we have written down for each of the Major Scholarships in the Master List. You are also going to want to find a blank calendar to start marking down all of the due dates. These dates come up quickly and if you need references, you should be sending the requests out at least 2 weeks before. Creating a research system for yourself will make it a lot easier. It does not have to be confusing or complicated—it can just be a folder in your favorites or a word document where you copy and past everything you need- just stay organized.

Section 3.8

Scholarship Application Forms

Some common questions

What is your biggest weakness?

Tell me about yourself?

Describe a time when you overcame a major obstacle?

How would your best friend describe you?

Who is your historical role model?

What issues are most important to you and why?

Why did you decide to take action?

What is the greatest challenge you have faced?

Who is your biggest support?

Why did you choose this career option?

Ensure you plan out your answers out before. Present them to friends and practice to ensure no matter what you say you are keeping it positive and focused on your strengths. Answer truthfully and you will be sure to come across as genuine and honest.

Writing Style

How you write on scholarship applications differs from how you would want to write an essay. You want to be able to express emotion, passion, urgency, creativity and success, so how do you do this?

Here are a few style tips to ensure your writing reflects how amazing you really are.

1) PEOPLE WANT TO BE INSPIRED

You need to communicate the facts, the needs, your achievements and the potential to reach new heights or successes. Boil all these facts down to one moment and you get a story that is truly inspirational. Make inspiration part of your story.

2) BE EMOTIONAL

Use a small 4 line descriptive paragraphs. Paint a picture and make the reader see what made you get involved. Test these paragraphs out on friends, parents or school counselors and see if they can sense that same level of emotion you felt.

3) CREDIBILITY

It is as fragile for you as it would be a prime minister. Never lie- if the judges catches you in just one bogus statement, everything you have done will mean nothing.

4) REWRITING

We all want to believe our first draft is perfect, but the odds are close to 100 percent that it wasn't. So rewrite, rewrite, rewrite. Ensure that you put your draft in front of as many people as possible.

5) Heighten Reality

Think about a good book or a good movie. A couple is breaking up in a Paris café. In a half page of dialogue, we feel the pain, the immediacy of the moment. They could have been talking for 2 hours and we only heard a 5 line highlight. Who would want to hear 2 hours of bantering. Apply this to yourself. Don't describe three lackluster student internship experiences when you have one gripping story to tell. Show the effect of your project on one person's life with specific examples. Be selective heighten the impact of your message.

6) SIMPLIFY SIMPLIFY SIMPLIFY

Your reader doesn't have time so get to the point. They can see through the fluff all they want to know is what you have got so give it to them as tight and bright as you possibly can.

7) LEAD WITH YOUR BEST SENTENCE

Make that first sentence so grabbing that they want to read on. Make is so they have to find out what happens next.

8) KEEP YOUR PARAGRAPHS AND SENTENCES SHORT

The shorter your sentences and paragraphs the faster the tempo of your writing. You are and the more dynamic and clear you come across. Make it easy and quick for them to understand without losing that emotion and your voice.

Action Words

Everything you should write should be in the active present tense. Use action words for everything. It will add depth and conveys a true sense of energy that gets more to the reader in a shorter time.

Delegate	Arrange	Assemble
Enlarge	Establish	Obtain
Facilitate	Clarify	Present
Publish	Develop	Chaired
Advise	Aid	Lead
Motivate	Organize	Collaborate
Accomplish	Innovate	Demonstrate
Achieve	Publicize	Initiate
Define	Influence	Increase
Coordinate	Consult	Conceive
Complete	Speak	


Do

- Do ensure you are doing your rough draft on a photocopy of the form and not on an original.
- Do read the Instructions.
- Do get your parents, scholarship coach, person sitting next to you on the bus to proofread your rough draft. Everyone makes mistakes.
- Do think creatively unless it states strict guidelines. Throw in an extra reference, a photo, or your scholarship portfolio.
- Do follow the guidelines strictly.
- Do apply for everything out there and keep track of what you have applied to and when you should here.
- Do type your final copy or handwrite using blue and black ink that can be easily photocopied.
- Do cut, paste and photocopy onto your application so it looks like you “type” in small boxes.
- Do send your whole application, references, transcripts etc together in one package.
- Do create a photocopy for yourself which you file in case it goes missing or you need to use the answer for another application.
- Do get it in well before the deadline
- Do follow this guide and visit www.scholarshiptraining.ca for more personalized help

Don't

- Don't roll around in the dirt or eat your lunch on the original copy of the application form. Store it in a proper sized envelope and don't fold it if possible. It makes it easier to photocopy
- Don't ask for references at the last minute. Give them at least a week maybe more.
- Don't forget to send thank-you notes to the people who write your letters of recommendation. Maybe they will write a nicer one next time.
- Don't leave questions unanswered. No matter what. Think creatively – think laterally
- Don't forget to check you have everything they asked for.
- Don't miss deadlines. Why would they wait for your application? They won't.
- Don't send important documents by ordinary mail. A little extra money and you can guarantee it will be there on time. Ask your school if they will cover the cost if it is too much.

References



etting good references is about cultivating relationships. It is about selecting people that you want and keeping them informed about everything you do. You should aim to have a mix of references from different areas of your life. Have one teacher who knows you academically, one in the community and another person who can attest to your character. You should aim to find people who have much more than an objective view on what you have accomplished, but are rather individuals who can tell the scholarship committee that you are a leader, have a developed strength of character and are very deserving of the freedom that the scholarship will bring to you.

What to Give to your Reference

The more information you give your reference, the better the reference will be. Don't be afraid of being forward and telling your reference that they are looking for community oriented people so if they could mention your community involvement it would be greatly appreciated. To help you sort out what to give to your reference use the following reference request letter to get the information you need to them in the quickest and easiest way possible.

Sample Reference Request

Dear Mrs/Mr _____:

I am applying to the education program at University of Waterloo and also for the TD Canada Trust Scholarship. Would you please write letters of recommendation for both of these for me?

I have attached the reference form for the education program. I have also included the description of the scholarship that was sent to me along with a copy of my scholarship portfolio, which shows all my high school activities. The education reference form must be sent back with my application so please return it to me when you are finished. The letter of recommendation for the scholarship must be sent separately and so I have prepared a stamped addressed envelope for you. Both applications are due before the end of November.

Thanks for your help. Let me know if you need any more information.

Yours truly,



Jack Johnson

Read the letter again and pay attention to how easy Jack made it for his teacher to give the reference. Below are all the things that Jack did right.

- He wrote the request down.
- He asked for more than one copy.
- He enclosed a stamped addressed envelope because it has to be sent separately.
- He delivered the letter in person.
- He gave them a deadline for when he needed it well in advance
- and of course he picked the perfect person to ask for a reference

All he has to do know is collect his references, send them a thank you letter and send the application out.

Interviews



ou are going to be getting an interview so you better be prepared. Don't even wait to hear that you got an interview to begin the practice. Begin now. If you followed all the advice above, you will get an interview so start working on the interview now and get that extra edge.

There are many different types of interviews: one-on-one in person, phone interviews, panel interviews, conversational lunch interviews, and informal interviews. So how are you supposed to know what to prepare for? Although there are little quick tips that you can use for those individual settings the basics rules stay the same. The interview is your time to stand out, so just be yourself, feel comfortable and put in as much preparation as you can before you go in. You should feel great going into the interview knowing that they can't ask you anything that you don't know.

Answering Questions

If you have someone read your application for the first time and then ask you questions on it you can pretty much guess 75 percent of what the interviewers are going to ask. Remember the interviewers are ordinary people and therefore are going to ask the questions that are ordinary people think about. Some scholarship applicants have been known to leave minor gaps in their stories, purposefully, so it prompts the interviewer to ask a question for which they have a prepared answer. That's a little drastic, but it does convey one important idea- the more you prepare the better you do.

What you will learn by preparing for an interview will be a life long skill, you are going to have to become very familiar with your story and with all the issues that tie into that story so you feel like you could answer any question without even thinking.

The good thing is after this extensive application process you will be familiar with your scholarship story no matter what. So don't worry. You are a lot closer than you think to mastering the interview.

There is one amazing trick, which will enable you to answer any question no matter what it is. It will enable you to control the conversation and direct it towards the topics that you want to talk about. How do you do this? Through creating concept map answers.

Lateral Answers

Think laterally—sideways, ^{up} and ^{down}, anyway except normally. Be creative. Start looking at your story and combing it for different ways that you can frame your experiences. Change the whole look of what you have done by changing the way you tell your story. For example, if the question asks about your entrepreneurial abilities you may immediately say, “oh I don’t have anything like that”.

Think hard. Think laterally. Remember all the times you fixed your family and friends computers and they paid you—that’s entrepreneurship. Tell it like it is. Tell what you learnt and how you made the business grow. The more creatively you think the better your answers will be. Remember don’t leave anything blank.

Concept Map Answers

Once you have mastered Concept Map Answering you will be able to answer any question that comes at you by realizing what the question is and where it enters your concept map. Once you know where the person enters you simply talk your way through all the connections you are going to make between your experiences and guide the conversation.

STEP 1)

Write out on a piece of blank paper a handful of your experiences or issues that you have had experience with.

STEP 2)

Start drawing lines between these ideas and experiences like a spider web labeling transitions between as many of the points as possible. Draw as many lines and transitions as possible—the more transitions the easier it will be to move through-out the map.

STEP 3)

Choose one topic and try to talk yourself towards the other side of the map as a test without losing the natural flow of your conversation.

Once you can do this you have mastered concept map answering because no matter what they ask you— you will be able to link it into a whole range of different issues.

Some Other Pointers for Advanced Responses.

- For each issue you have identified you should investigate and be able to name at least two “root causes” and two broader philosophical issues that relate. By knowing these you will be able to answer a very detailed question that you don’t understand, with a broader philosophical answer and vice versa. You will always have something to say because the roots and philosophies are so broad that when you begin talking about them you can easily transition yourself into an entry point in your concept map.
- When in doubt pose a question. If you are in doubt pose an open ended question. For example, what is the cause of poverty? Answer: Well through my experience you have to ask yourself where do family values interact with social considerations, the poverty cycle and economic constraints? If you can answer that question then you can tackle the root of the issue and that is where programs like what I am doing make such a big difference...

Judges

Judges are normal people. Don't be afraid. They are usually just like your parents, your guidance counselors or anyone else you have practiced with. They want you to do well. They want you to shine. Don't be intimidated—they are normal and if you understand that then you are going to have a better time in the interview.

Sometimes you can get a lot of information on who is going to be your judge or interviewer if you do your research before hand. Look on the scholarship websites and look for last years judging committee and google everyone. It will give you more confidence to realize that the people that are judging you really want you to do well and really want you to just be yourself.

Judging criteria differs per scholarship but generally it can all be found on the website or in the application form. Make sure that you emphasize these points that they highlight as their criteria. Bring all of your experiences back to how it supports one of the three qualities they are looking for.

Practice and Win

It all comes down to how much do you want it? How hard are you willing to work? What are you willing to do in order to win a scholarship? The interview and the application truly do get better with practice. The more that you practice the more you feel comfortable with walking people through your story and with expressing exactly what moved you and got you to where you are today. Rewrite, rewrite, rewrite and do anything you can to get more eyes on your application. The more people that read it and help you prepare for your interview the better off you will be. Its simple but true so go out there and begin today.

Consider writing letters to businesses

If you are going to university for a cause—say you want to cure AIDS, or you want to build the most efficient automobile on the market—you should seriously consider asking companies to financially support you. The trick is to target American or international companies—they have money.

Most companies that have “corporate social responsibility” policies and budgets have money left over in those budgets at the end of their financial year. Companies usually close their financial year in September or in April, so this is a good time to approach them. Give yourself three weeks and start the process in July or March.

Spend one week researching potential companies on the internet. Spend the next week writing a cover letter, spell checking it and making sure it looks professional. Mail it to a few hundred companies—real mail not email. Follow it up with a phone call the next week—give them some time to read over the cover letter. It’s best not to overload them with information at first. Tell them in the letter that you have references, a resume and your academic transcript available upon request. The key here is to follow up like mad and let them know that you are serious. Another tip is that if you send a thank you letter, and keep them in the loop as to how your studies are going then they you could even ask them for a summer job later. Double-Whammie.

Unlike winning scholarships, asking companies for support is something that you can do the summer before university, or when you are in school and are starting to run out of money. You can write to companies as a back up plan if you weren't so successful in your scholarship hunt, or if you need more money.

Our friend Mike Philips got \$40,000 this way to do his degree in theoretical physics. So can you! You just have to believe in yourself and put some time into it!




Section Four

THE LAST STEP

48
PAGE

A Word from the Author



As our time together is coming to an end, I would like to ask you a personal favor. Promise me that when you put down this book, you will give it a chance and trust that you have what it takes to apply. Whether it is for a five hundred dollar award at your school or a comprehensive national scholarship, I believe that if you follow the steps, the advice and the stories that you have just finished reading, you can make it happen.

You have the knowledge and the ability you need to go beyond the ordinary. So add that extra bit of hard work and passion and create an extraordinary scholarship story.

And please write to tell me how you have used what you learned here to take your involvement and education to the next level.

I look forward to connecting with you personally.

Until then...

Dev Aujla

info@dreamnow.org



Section Five

APPENDICES



50

PAGE

Organizations to Get Involved With

OTESHA

www.otesha.ca

Otesha cycles around Canada delivering workshops on social justice and environmentalism to young and old audiences and they have FUN doing it. They have an amazing Hopeful High school Hooligan Program that would be great to get involve in! Check it out: <http://www.otesha.ca/on+stage/triple-h+program.en.html>

WAR CHILD CANADA

www.warchild.ca

War Child is implementing programs to help war affected children around the world. War Child Canada is also working with young Canadians by providing them with tools to be heard and effect change by encouraging them to take action.

SIERRA YOUTH COALITION

www.syc-cjs.org

They bring youth together work towards a healthy planet. They organize free summer camps that change young lives. They also have a sustainable campuses project that unites high school and university campuses.

YOU CAN

www.youcan.ca

YOU CAN focuses on youth-led initiatives in non-violent conflict resolution and violence prevention, both nationally and internationally. We are a national, non-profit organization whose mission is: “YOU CAN’s mission is to equip and inspire others to peacefully resolve conflicts and develop healthy relationships in their communities”. Please stay tuned to our website for weekly updates, upcoming events, fast facts, and contests. Thanks for visiting!

STUDENTS ON ICE

www.studentsonice.com

SOI is an award-winning organization offering unique learning expeditions to the Antarctic and the Arctic. Our mandate is to provide students from around the world with inspiring educational opportunities at the ends of our earth, and in doing so, help them foster a new understanding and respect for our planet.

International Organizations

GLOBAL YOUTH ACTION NETWORK

www.youthlink.org

The GYAN is a not-for-profit organization that acts as an incubator of global partnerships among youth organizations. If you’re interested in getting involved in any UN program go talk to GYAN. And check out www.un.org/youth

OXFAM INTERNATIONAL YOUTH PARLIAMENT

<http://www.iyp.oxfam.org/>

OIYP is a network of young leaders in 92 countries working for positive and lasting change in their communities.

TAKINGITGLOBAL

www.takingitglobal.org

TIG an online community that connects youth to find inspiration, access information, get involved, and take action in their local and global communities. This is the biggest youth website in the world. It's totally youth-led and run and its headquarters is in Toronto if you're looking for somewhere to do a summer internship, co-op placement or volunteer opportunity.

WORLD YOUTH CONGRESS

www.turkiye2010.org

WYC is organized by Peace Child International, the congresses are held every other year and are specifically designed to promote the role that young people can play in the field of sustainable development and the achievement of the UN's Millennium Development Goal. The Fourth Congress will be held in India in 2007.

STREET KIDS INTERNATIONAL

www.streetkids.org

Street Kids International works across borders to help street kids help themselves. We focus on those who work with street kids at the local level - front-line workers who can respect their individuality, understand their dilemmas, and create opportunities for them to build better lives. We help street kids by creating and sharing innovative approaches to both urgent needs and underlying causes.

Science, Tech and Business Opportunities

SHAD VALLEY

www.shad.ca

Shad Valley develops innovative leaders by exposing top senior high school students to innovation and entrepreneurship through an intense leadership and learning experience focusing on science and technology.

DEEP RIVER SCIENCE ACADEMY

www.drsc.ca

DRSA is a six-week summer program that lets high school students test-drive a scientific career in leading Canadian laboratories.... and earns academic credits while they do it.

JUNIOR TEAM CANADA

www.gvconnects.com

From the Classroom to the World... You'll meet global leaders from business, education and government to: jump-start your entrepreneurial spirit; strengthen your global understanding; challenge your leadership skills; and plot your career path.

International Exchange Programmes

CANADA WORLD YOUTH

www.cwy-jcm.org

Canada World Youth is a leader in developing international educational programs where young people learn through experience.

UNITED WORLD COLLEGES

www.uwc.org

UWC is a unique organisation. It is the only global educational NGO that brings students together from all over the world, selected from within their own countries, on merit and regardless of their ability to pay. These students come together at one of thirteen UWC schools and colleges that aim to foster international understanding and peace.

YOUTH CHALLENGE INTERNATIONAL

<http://www.yci.org>

YCI combines community development; health promotion and conservation work in dynamic projects carried out by teams of volunteers aged 18-35. Their programs range from 5 weeks to 3 months in Costa Rica, Guyana, Vanuatu, Tanzania and Ethiopia and provide opportunities for young people to build their skills and leadership capabilities on grass-roots development projects

CHILDREN'S INTERNATIONAL SUMMER VILLAGES

<http://www.cisv.org>

CISV is a unique youth exchange organization. CISV evolved from a firm conviction that lasting peace is possible if individuals and groups can learn to live together as friends. For CISV, the key to making this vision a reality, was to start working with children and youth.

Useful Listserves

UNITED NATIONS ASSOCIATION OF CANADA

<http://groups.yahoo.com/group/Youth-at-UNA-Canada/>

A one-way information channel that allows its subscribers to stay informed of the opportunities and resources for young people in Canada through the United Nations Association in Canada (UNA-Canada).

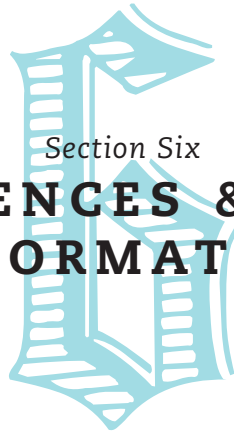
World Summit on Sustainable Development

<http://groups.takingitglobal.org/WSSD-YouthCaucus>

The United Nations Commission on Sustainable Development NGO Youth Caucus list serve which was created during the Earth Summit+5 in 1997 to connect the youth and students from every region of the globe who are working around environmental issues at an international policy level.

Section Six
**REFERENCES & MORE
INFORMATION**

56
PAGE



Books worth checking out

The Global Activists Manual by Prokosch and Raymond
Secrets of the Young and Successful by Kushell and Kaufman
Dumbing us Down by John Taylor Gatto
The Portable Coach Thomas J. Leonard
The Art of Thinking Ernest Dimnet

Websites worth checking out

www.un.org/youth
www.vfp.org
www.warchild.ca
www.syc-cjs.org
www.dreamnow.org

Reference Used

Secrets of the Young and Successful
On Writing Well
Writing for a Good Cause
DreamNow's Guide to Action
Scholarship Intro Guide by Howell

Our Thanks:

Billy Hennessey, Reta Clark, Nikhil Pai, Shawn Macdonell, Aaron Aujla, Alan Smith and Pat, Breanne Everett,

For more information or seminar details visit contact us at info@scholarshiptraing.ca or visit us online at www.scholarshiptraining.ca

Now:

**GET OUT THERE,
GET INVOLVED &
GET AN EDUCATION**

